



ಬೃಹತ್ ಬೆಂಗಳೂರು ಮಹಾನಗರ ಪಾಲಿಕೆ
Bruhat Bengaluru Mahanagara Palike



BBMP COVID-19 WAR ROOM 29.11.2022



OVERVIEW OF COVID-19 IN BENGALURU



CASE TRENDS

ACTIVE CASES **1,525**

Confirmed Cases

63

18,76,145 #

Recovered Cases

27

18,57,630 #

Death Cases

0

16,990 #



HOSPITALIZATION

2

ICU – V

-

ICU

-

HDU

-

General

2

INCLUDES GOVT. QUOTA AND PRIVATE WALK-IN HOSPITALIZATION



VACCINATION

223

2,04,91,118 #

First Dose

38

96,79,288 #

Second Dose

54

94,83,451 #

Precaution Dose

131

13,28,379 #



TRIAGING

MTU

2

Tele Triage

56



ACTIVE CZs

0

MCZs (< 5 cases)

0

Clusters (> 5 cases)

0



TESTING

1,010

3,19,82,577 #

RAT

204

RTPCR

806

Positivity : 3.45%

*FOR LAST 7 DAYS

: indicates cumulative numbers till date



ABSTRACT OF COVID-19 SCENARIO IN BENGALURU


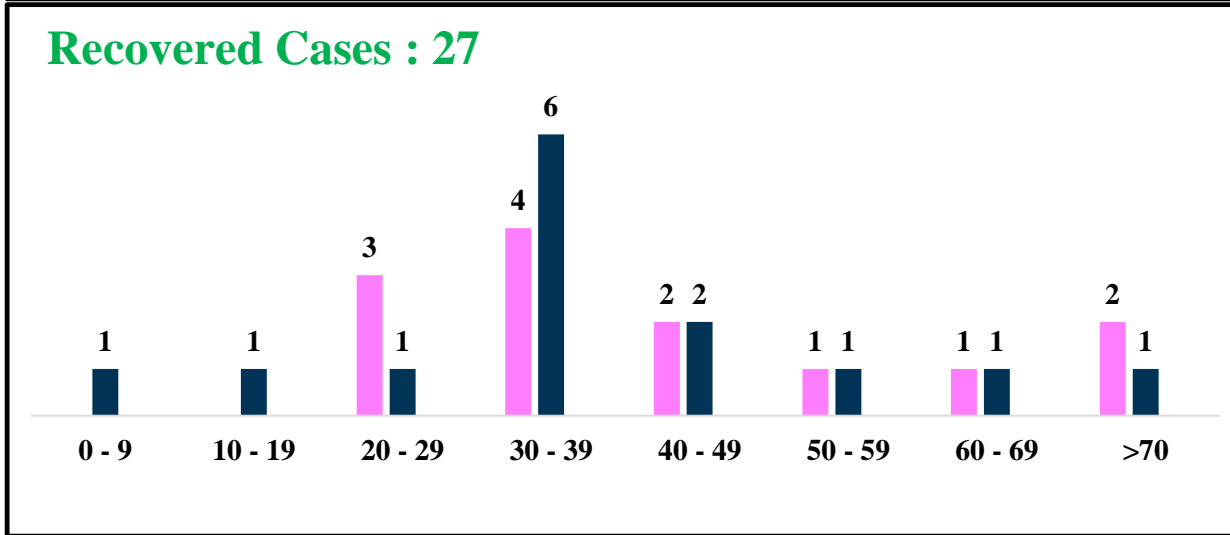
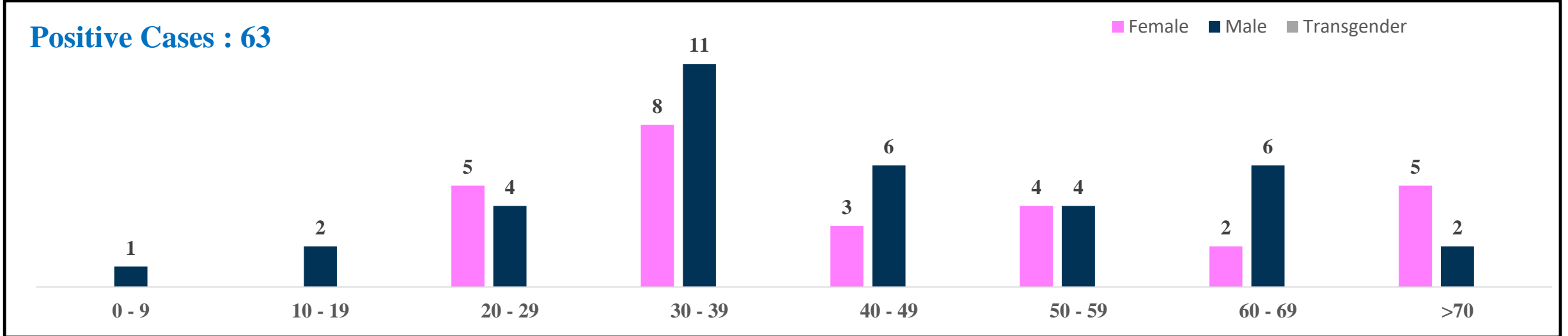


	MALE			FEMALE			TRANSGENDER			TOTAL		
	Last 24 Hours	Last 7 Days	Cumulative	Last 24 Hours	Last 7 Days	Cumulative	Last 24 Hours	Last 7 Days	Cumulative	Last 24 Hours	Last 7 Days	Cumulative
Positive Cases	36	149	11,05,590	27	114	7,69,663	0	0	196	63	263	18,76,145
Recovered Cases	14	80	10,93,718	13	79	7,63,818	0	0	187	27	159	18,57,630
Death Cases	0	0	10,760	0	0	6,226	0	0	4	0	0	16,990
Total Tests Done	In Last 24 hrs. : 1,010			In last 7 days : 7,617			Cumulative : 3,19,82,577					
Vaccine Doses Administered	In Last 24 hrs. : 223			In last 7 days : 1,447			Cumulative : 2,04,91,118					
ACTIVE CASES									1,525			

*Covid deaths occurred today : 00 | Covid deaths occurred beyond last 24hrs., reported today : 00



LAST 24 HOURS AGE GROUP AND GENDER WISE DISTRIBUTION

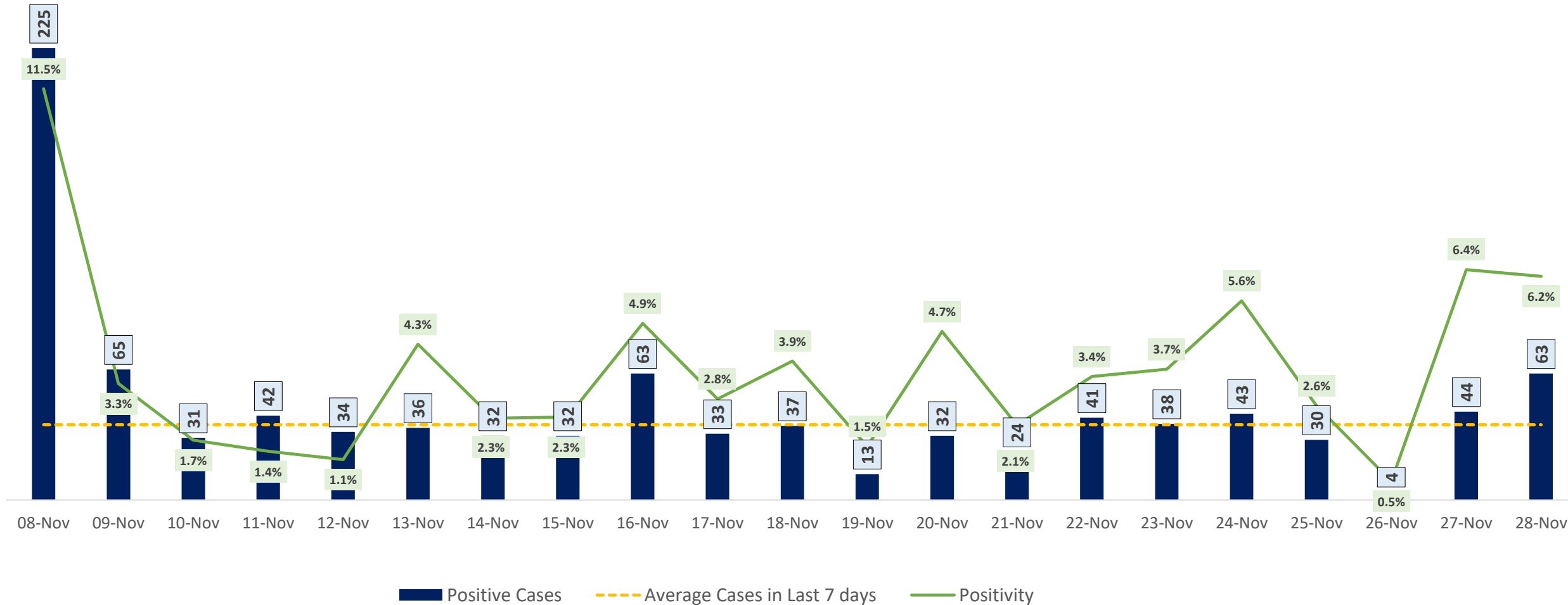




POSITIVITY RATE OF BENGALURU – LAST 21 DAYS



Average Cases in Last 7 days : 38

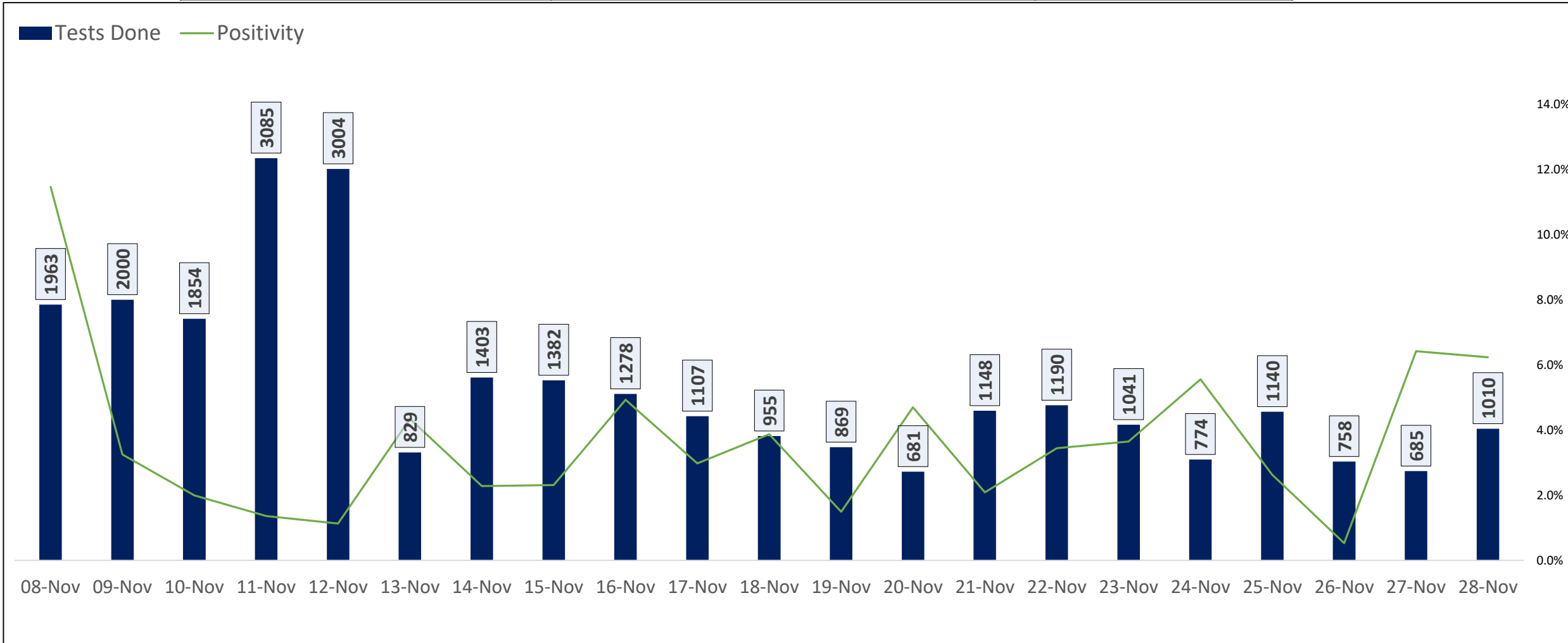




TESTING TRENDS IN BENGALURU

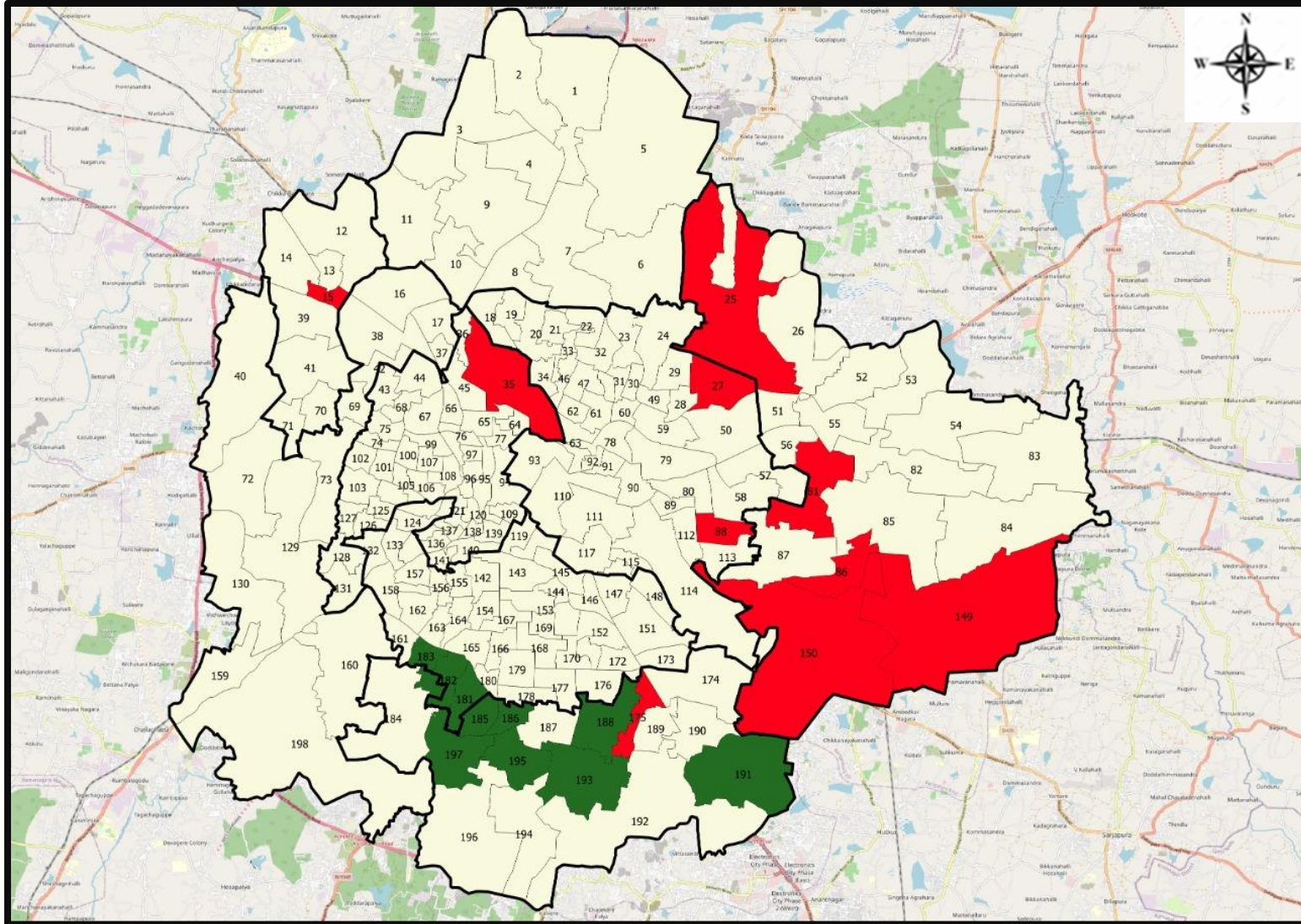


Total Test Conducted Till Date	Test Conducted Last 24 hours	Last 7 Days Average
3,19,82,577	1,010	1,088





BENGALURU URBAN MAP SHOWING TREND OF POSITIVE CASES IN LAST 7 DAYS



Top 10 wards reporting highest number of positive cases in last 10 days

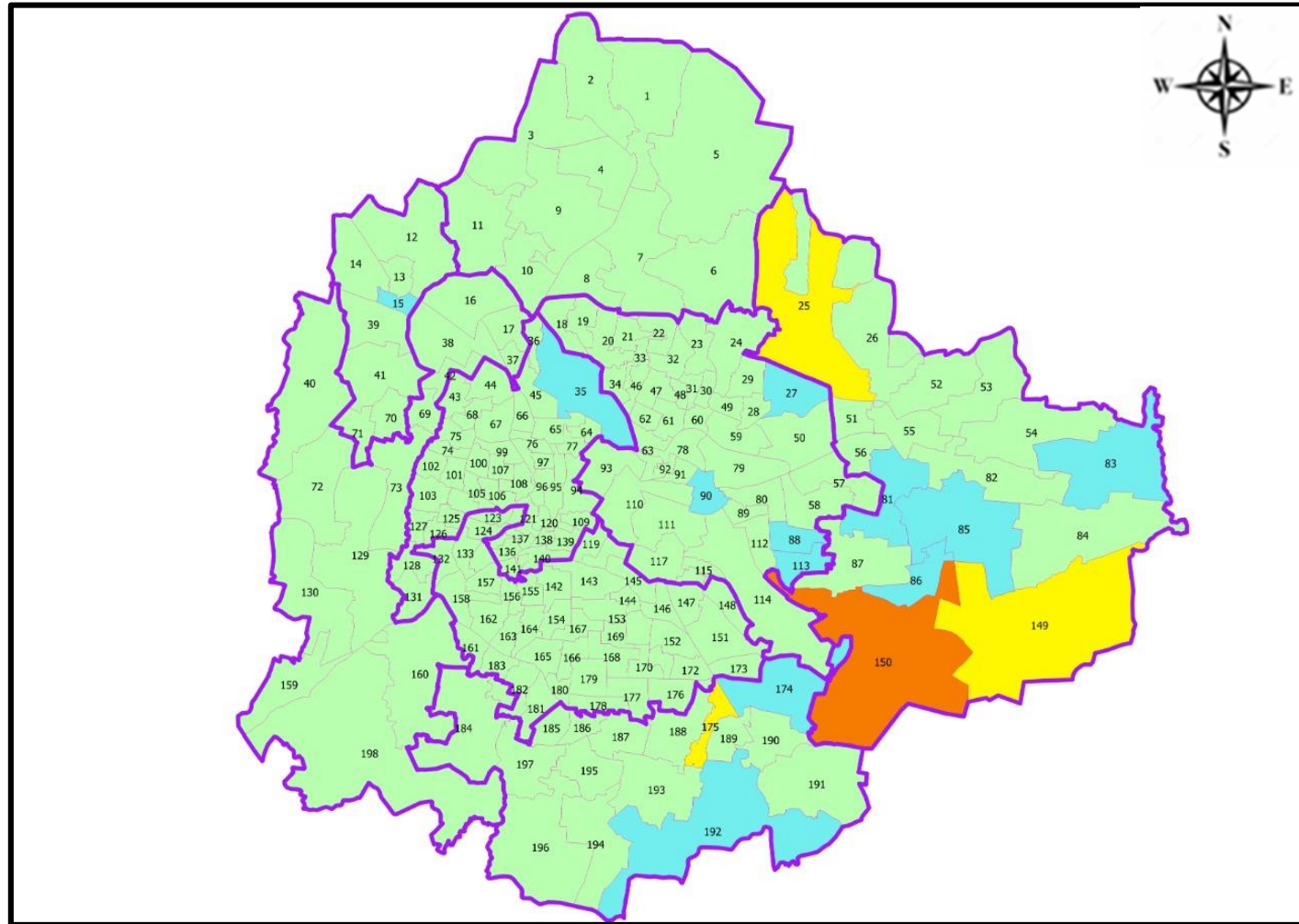
Ward No.	Ward Name	Daily Cases Average
150	Bellanduru	2
149	Varthuru	1
25	Horamavu	1
175	Bommanahalli	1
86	Marattahalli	1
88	Jeevanbhima Nagar	1
15	T Dasarahalli	1
27	Banasavadi	0
35	Aramane Nagar	0
81	Vijnana Nagar	0







Top 10 wards reporting least number of positive cases in last 7 days

Ward No.	Ward Name	Daily Cases Average
197	Vasanthpura	0
195	Konanakunte	0
193	Arakere	0
191	Singasandra	0
188	Bilekhali	0
186	Jaraganahalli	0
185	Yelchenahalli	0
183	Chikkalsandra	0
182	Padmanabha Nagar	0
181	Kumaraswamy Layout	0



BENGALURU MAP SHOWING INTENSITY OF POSITIVE CASES IN LAST 7 DAYS



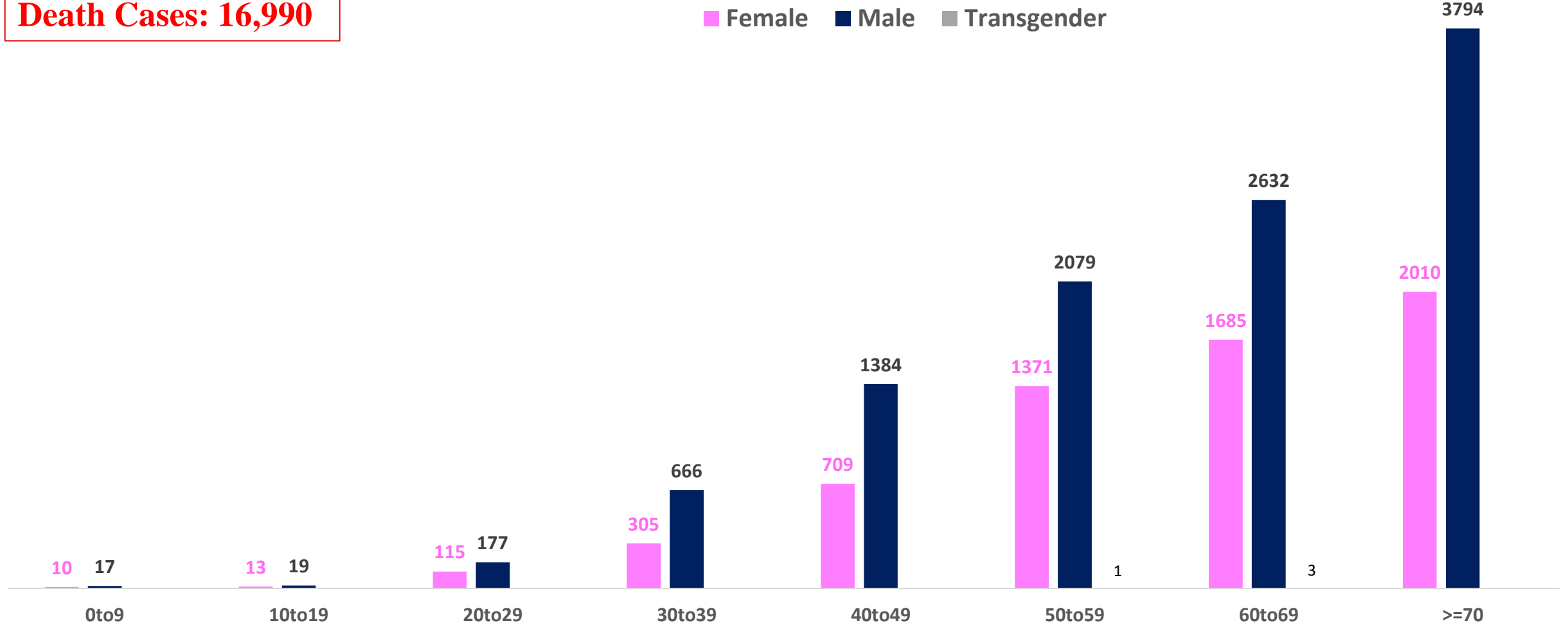
-  **Level 1 : 0 to 2 Cases**
-  **Level 2 : 2 to 5 Cases**
-  **Level 3 : 5 to 10 Cases**
-  **Level 4 : 10 to 25 Cases**
-  **Level 5 : More than 25 Cases**
-  **Zone Boundaries**



AGE AND GENDER WISE DISTRIBUTION OF DEATH CASES



Death Cases: 16,990





COVID-19 SCENARIO IN BENGALURU AND OTHER METROPOLITIAN CITIES



CITY NAME	Positive Cases	Active Cases	Recovered	Deceased	Vaccine Doses Administered
New Delhi	20,06,933	30	19,80,386	26,517	3,73,17,328
Bengaluru*	18,76,145	1,525	18,57,630	16,990	2,37,78,980
Mumbai	11,53,967	95	11,34,129	19,743	2,21,34,555
Chennai	7,93,098	37	7,83,990	9,071	1,13,96,462

Source : <https://dashboard.cowin.gov.in/> at 5:00pm (29.11.2022)
Source : <https://www.covid19bharat.org/> at 5:00pm (29.11.2022)

*includes BBMP & Bengaluru Urban



SNAPSHOT OF COVID-19 CASES IN BENGALURU URBAN



**Total Wards With
< = 5 Cases* :
192**

**Tests Conducted
on 28.11.2022:
1,010**

**Recovery
Rate*:
99.01%**

**Total
Active Cases :
1,525**

**Total Vaccinated
on 28.11.2022:
223**





**Positivity
Rate* :
3.45%**

**Active
Rate*:
0.08%**

**Case
Fatality Rate* :
0.00%**

*Total positive cases In the past 7 days

*CFR and positivity is for Past 7 days

Download BBMP Bulletin	https://apps.bbmpgov.in/covid19/mediabulletin.php
To register for vaccination :	https://selfregistration.cowin.gov.in/
BBMP COVID19 Dashboard:	https://apps.bbmpgov.in/covid19/
Follow us on:	 www.facebook.com/bbmp.comm1/
	 twitter.com/BBMPCOMM
	  BBMPSplHealth

Issued by:

Honorable Chief Commissioner, BBMP
Special Commissioner Health & IT, BBMP
MD, Bengaluru Smart City Limited

THANK YOU !

